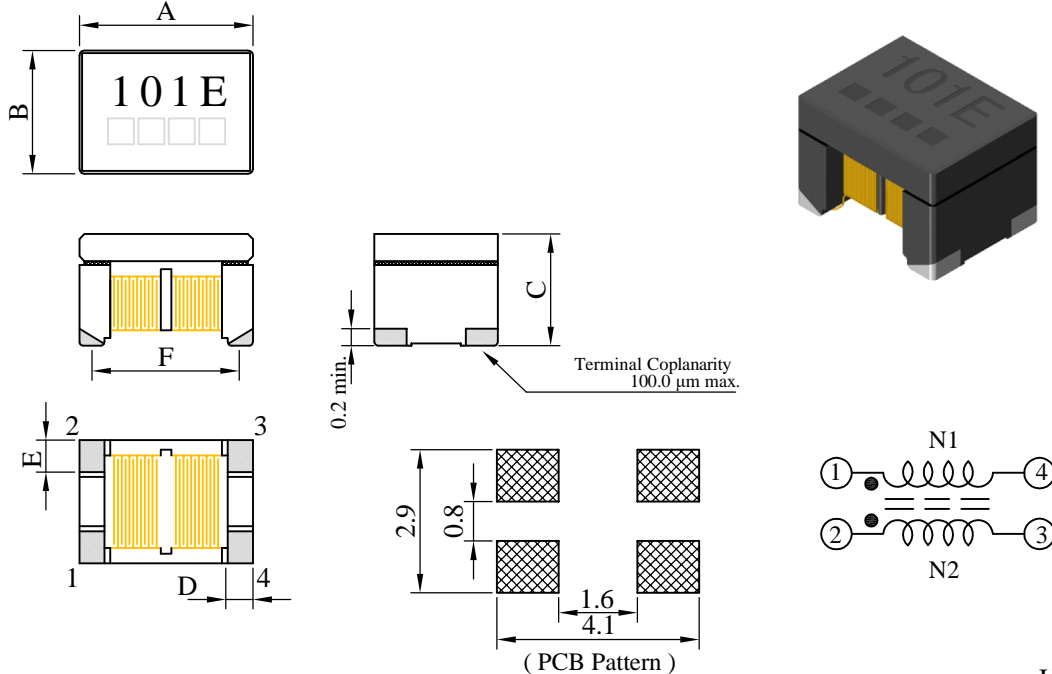


# SPECIFICATION FOR APPROVAL

REF. :

PROD. NAME	SMD Common Mode Filter	ABC'S DWG NO.		SF3225101YEB-□□□	
		REV.	20230216-B	PAGE	1

## I . Configuration and dimensions :



Unit : mm

A	B	C	D	E	F
3.20 ±0.2	2.50 ±0.2	2.40 max.	0.60 ref.	0.65 ref.	2.60 ref.

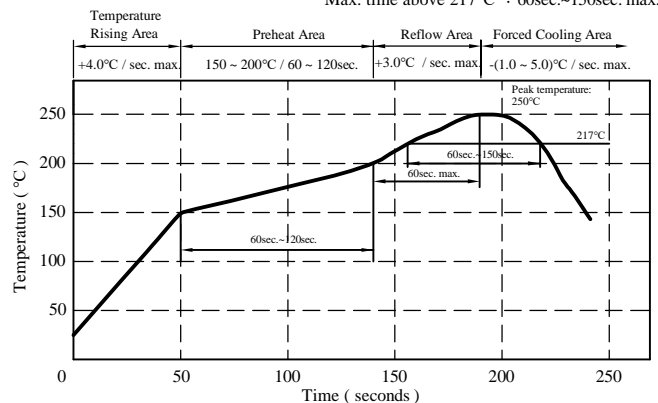
## II . Description :

- a . Ferrite drum core construction
- b . Magnetically shielded
- c . Enamelled copper wire : H class
- d . Product weight : 0.07 g ( ref. )
- e . Moisture sensitivity Level 1
- f . Products comply with RoHS' requirements
- g . Halogen free

Peak temp. : 250°C max.  
 Max. peak temp. - 5°C : 30sec. max.  
 Max. time above 217°C : 60sec.~150sec. max.

## III . General specification :

- a . Operating temp. : -40°C----+125°C  
 ( Temp. rise included )
- b . Resistance to solder heat : 260°C.10 sec.



AR-001C

# SPECIFICATION FOR APPROVAL

REF. :

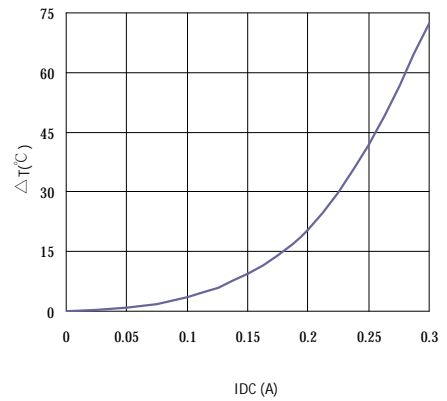
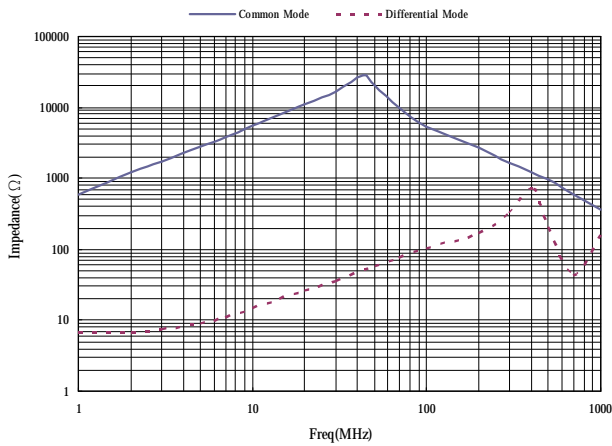
PROD. NAME	SMD Common Mode Filter	ABC'S DWG NO.	SF3225101YEB-□□□		
		REV.	20230216-B	PAGE	2

## IV . Electrical characteristics :

DWG. No.	Inductance (μH)	Lstray (μH) typ.	RDC (Ω) max.	IDC (A)	Common mode impedance (kΩ) (@10MHz)	
					typ.	min.
SF3225101YEB-□□□	100 ±50%	0.60	3.50	0.10	5.50	2.00

- 1). Electrical specifications at 25°C
- 2). Inductance Test Condition. : 100kHz / 0.1V
- 3). IDC base on Temp. rise 40°C max.
- 4). Insulation resistance : 10MΩ min.@50Vdc
- 5). Rated voltage : 50Vdc

## V . Curve :



AR-001C

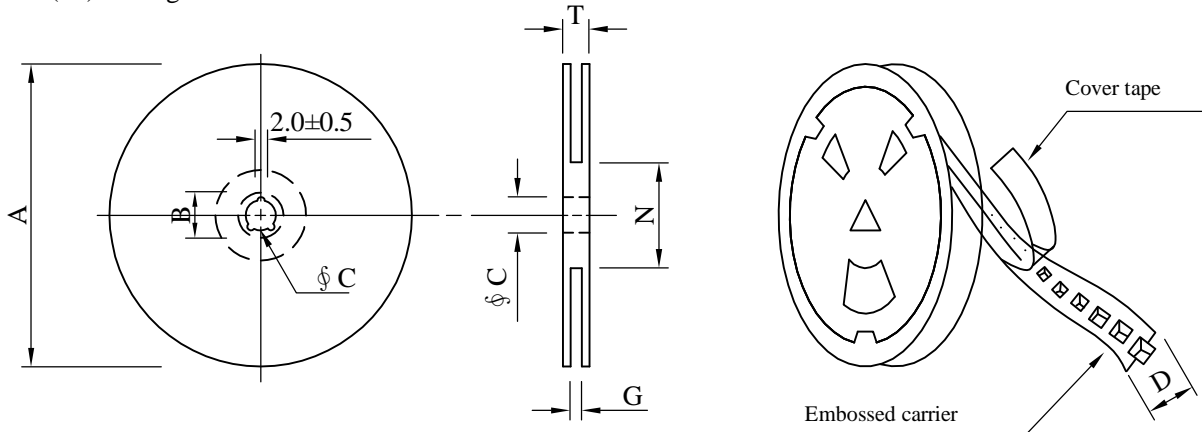
# SPECIFICATION FOR APPROVAL

REF. :

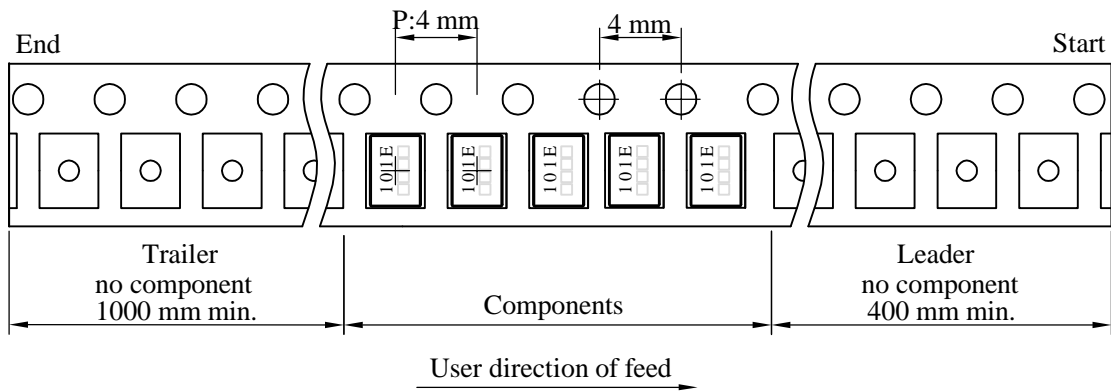
<b>PROD. NAME</b>	<b>SMD Common Mode Filter</b>	<b>ABC'S DWG NO.</b>	SF3225101YEB-□□□		
		<b>REV.</b>	20230216-B	<b>PAGE</b>	3

**VI . Packaging information :**

( 1 ) Configuration



※Carrier tape width : D



( 2 ) Dimensions

Unit:mm

Style	A	B	C	D	G	N	T
07 - 12	178	21±0.8	13	12	14 <sup>+0</sup>	50 <sup>-0</sup>	16.5

( 3 ) Q'TY & G.W. Pe package

Code	Inner : Reel			Outer : Carton		
	Q'TY (pcs)	G.W. (g)	Style	Q'TY (pcs)	G.W. (kg)	Size (cm)
B	1,200	130	07 - 12	48,000	7.20	41 x 39 x 22

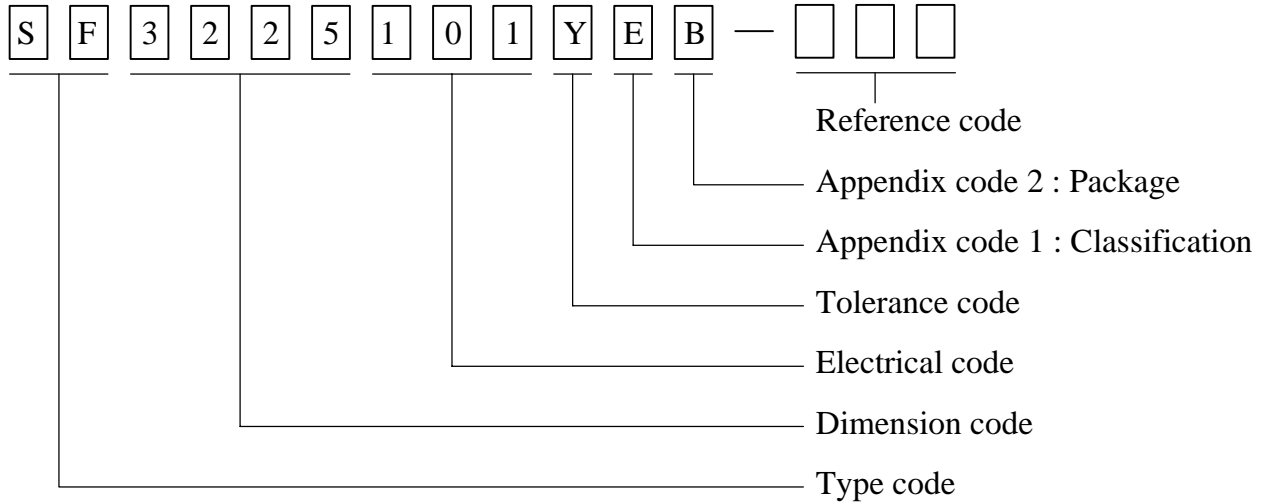
AR-001C

# SPECIFICATION FOR APPROVAL

REF. :

PROD. NAME	SMD Common Mode Filter	ABC'S DWG NO.	SF3225101YEB-□□□		
		REV.	20230216-B	PAGE	4

VII . Drawing number expression :



Appendix code 1 : Product Classification

Appendix code 2 : Package Information

Code	Inner package	Cover tape	Carrier tape	Bag	Package Q'TY	Remark
B	T /R (Reel package)	Adhesive	Non-antistatic	Antistatic	1,200 pcs	

AR-001C

# SPECIFICATION FOR APPROVAL

REF. :

PROD. NAME	SMD Common Mode Filter	ABC'S DWG NO.	SF3225101YEB-□□□		
		REV.	20230216-B	PAGE	5

## VIII . Reliability test :

Item	Reference documents	Test Condition	Test Specification
1.High Temperature Exposure	MIL-STD-202 Method 108	1.Temperature: 125±2°C 2.Time:96±2 hours.	1.No mechanical or electrical damage. 2.Inductance shall not change more than ±50%.
2.Temperature Cycling	JESD22-A 104	1.Temperature: -40°C ~ +125°C 2.Number of cycle:100 cycles. 3.Dwell time:30 minutes	1.No mechanical or electrical damage. 2.Inductance shall not change more than ±50%.
3.Biased Humidity Test	MIL-STD-202 Method 103	1.Temperature : 85±2 °C 2.Humidity: 85% RH. 3.Time:96±2 Hours	1.No mechanical or electrical damage. 2.Inductance shall not change more than ±50%.
4.Operational Life	JESD22-A 108	1.Temperature: 125°C(Temp. rise included) 2.Time:96±2 hours. 3.Rated current : 0.10 (A)	1.No mechanical or electrical damage. 2.Inductance shall not change more than ±50%.
5.External Visual	JESD22-B 101 & MIL-STD-883 Method 2009	Inspect product constructions, marking and workmanship.	1.No pollution on the surface of products. 2.Clear marking. 3.No crack.
6.Physical Dimensions	JESD22-B 100	Verify physical dimensions to the applicable product detail specification.	Per product specification standard
7.Resistance to solvents	MIL-STD-202 Method 215	Immerse into solvent for 3±0.5 minutes & brush 10 times for 3 cycles.	1.No body change in apperarence. 2.No marking blurred. 3.Inductance shall not change more than ±50%.
8.Vibration Test	MIL-STD-202 Method 204	1.Frequency and Amplitued :10-2000-10 Hz 2.Sweep time : 20 min 3.Acceleration : 5g 4.Direction : X , Y , Z 5.Number of sweep : 6 time/axis	1.No mechanical or electrical damage. 2.Inductance shall not change more than ±50%.
9.Resistance To Soldering Heat Test	MIL-STD-202 Method 210 & J-STD020D.1	1.Highest temperature : 250±5°C. 2.Time ( temp.≥ 217°C ) : 60~150 Seconds. 3.Reflow times : 3 times.	1.No mechanical or electrical damage. 2.Inductance shall not change more than ±50%.
10.Over load	JIS C 6436 & User SPEC.	1.Applied one and half rated current for a period of 5 minutes. 2.Rated current	No electrical or mechanical damage
11.Temperature Rise Current	JIS C 6436 & User SPEC.	1.Applied rated current for 10 minutes. 2.Temperature measure by digital surface thermometer. 3.Irms current : 0.10(A)	Surface temperature rise is less than 40°C max.
12.Solderability Test	J-STD-002 & JESD22-B 102	1.Baking in pre-testing : 150±5°C / 16Hours±30 min. 2.Peak temperature : 240±5°C 3.Time ( temp.≥217°C ) : 60~150 seconds. 4.Reflow times : 1 time.	More than 95% soldering coverage min on terminations.
13.Electrical Characteriazation	MIL-STD-202 Method 304 & User SPEC.	1.Operating temperature : -40°C~125°C 2.Room temperature : 25°C.	1.No mechanical or electrical damage. 2.Inductance shall not change more than ±50%.
14.Withstanding Voltage Test	MIL-STD-202 Method 301 & User SPEC.	1.DC: 250 V (Winding to Winding) 2.Time : 2 sec.	1.During the test no breakdown. 2.No mechanical or electrical damage.
15.Terminal Strength	IEC 60068-2-21	1.Apply push force to samples mounted on PCB. 2.Force of 1.8 kg for 60±1 seconds.	After test, inductors shall be no mechanical damage.

AR-001C

# SPECIFICATION FOR APPROVAL

REF. :

PROD. NAME	SMD Common Mode Filter	ABC'S DWG NO.	SF3225101YEB-□□□		
		REV.	20230216-B	PAGE	6

## IX . Safety notes :

1. Products do not be used in related applications that directly affect the personal safety system or cause significant impacts and losses on society. If you apply to these applications, please be sure to contact us at first to confirm.  
產品不可使用於直接影響人身安全系統或對社會會造成重大影響與損失之相關用途，若您應用於此，請務必優先與我們聯繫確認。
2. To prevent our components from failing due to copper wires broken, please do not use this type of our components in your products which need (epoxy) potting or conformal coating.  
為防止我們的組件因銅線斷裂而損壞，請不要在需要(環氧樹脂)灌封或保形塗層的產品中使用這種類型的組件。
3. The storage period is less than 12 months. Ensure to follow the storage conditions (Temperature: 5 to 30 °C, Humidity: 10 to 60% RH or less). If the storage time is exceeded the limit, the electrodes might be deteriorate of terminal soldering.  
儲存期不超過12個月，務必遵守儲存條件（溫度：5至30°C，濕度：10至60%RH以下）。如果超過了儲存時間，端子電極可能會氧化而影響焊接。
4. Do not use or store in locations where there are conditions such as gas corrosion (salt, acid, alkali, etc.).  
不要在有氣體腐蝕等條件的地方使用或存放（鹽，酸，鹼等）。
5. Soldering corrections after mounting should be within the range of the conditions determined in the specifications. If overheated, a short circuit, performance deterioration, or lifespan shortening may occur.  
安裝時的焊接條件應在規格範圍內。如果超過要求，可能會發生短路，性能下降或壽命縮短。
6. When using, it should try to avoid excessive mechanical impact on the product, such as collision / drop ... and other reasons.  
使用時，應盡量避免產品受到過度機械衝擊，如碰撞/掉落... 等原因。
7. When embedding a printed circuit board where a chip is mounted to a set, be sure that residual stress is not given to the chip due to the overall distortion of the printed circuit board and partial distortion such as at screw tightening portions.  
將已安裝新片的電路板組裝到裝置時，請注意應盡量避免電路板受到組裝變形... 等，導致產品受到應力。
8. Self heating (temperature increase) occurs when the power is turned ON, so the tolerance should be sufficient for the set thermal design.  
產品會因通電而自我發熱(溫度上升)，因此在熱影響設計方面，需保留適當公差。
9. Do not expose the products to magnets or magnetic fields.  
請勿將產品暴露於磁鐵或是磁場中。
10. If you would like to use this products to performance and/or quality require a more stringent level of safety or reliability, or whose failure, malfunction or trouble could cause serious damage to society, person or property, or if you have special requirements exceeding the range or conditions set forth in the each catalog, please contact us.  
如果您希望將此產品用於性能和/或質量要求更嚴格的安全性或可靠性，或其失敗、故障或麻煩可能對社會、個人或財產造成嚴重損害，或者您有特殊情況要求超出目錄中規定的範圍或條件，請與我們聯繫。

AR-001C